





## The honest, trustworthy inflatable. For lovers of the water

Stylish design, practical features and a sturdy, no-frills approach that offers real value – that’s the formula that’s been winning the hearts and minds of YAM users all over Europe for almost 20 years.

Every YAM is designed to deliver rigidity, handling and manoeuvrability, and with their large tube diameters and wide bow shapes they offer superior comfort too.

What’s more, a YAM is designed to work best with one of our wide range of YAMAHA outboards, renowned for their turnkey reliability and world class performance. So together, YAM and YAMAHA make a great package... bringing you style, durability, performance ... and unbeatable value. To find out more, visit [www.yamaha-marine.eu](http://www.yamaha-marine.eu)





YAMAHA 275STi

POWERED BY  
YAMAHA

**Small and practical.  
Friendly and fun.**



# YAM230B



For getting out on the water with the minimum of fuss and effort, there's no better choice than the YAM 230B.


This user-friendly, tough little runabout is ideal for camping and fishing, small boat tender duties or just for messing about on the water. You can inflate or pack it away in minutes using the standard high-speed air pump, while the lightweight slatted floor simply rolls up – and your YAM is easily stowable in a boat locker, car trunk or even a cupboard at home.

Use the strong aluminium oars, with their sturdy rowlocks and easy-stow clips on the tube-sides – or fit a small, reliable Yamaha outboard. Either way, you'll be delighted with this stylish little runabout.



## Perfect partners

Yamaha outboards are renowned for their turnkey reliability and YAM inflatables are designed to be the perfect match. With a huge range of Yamaha outboards to choose from, it's easy to find the perfect combination of engine and inflatable.



## Built to last

For maximum strength and good looks, The YAM 230B is constructed using the latest generation 1100 DECITEX PVC material, with all seams and joints glue-bonded for optimum watertightness and safety. The result is a smart, clean exterior surface that is highly resistant to abrasion, salt water and sunlight.



## Quick and easy to pack up

The YAM 230B has a lightweight slatted floor that rolls up with the boat. It can be inflated or packed away in minutes, using the high-speed air pump that comes as a standard.



## Ready to take care of you

In addition to safety features like strong, secure grab-handles, seat patches and D-rings, comfort is also a top priority. Our ingenious high-quality air valve is a good example – exceptionally reliable and airtight, it's easy to operate and is flush with the surface of the tube, preventing snagging or discomfort.

These little  
runabouts are  
always ready



## YAM 240T // YAM 220T



For getting out on the water with the minimum of fuss and effort, there's no better choice than the YAM 220T or the YAM 240T.


These tough little runabouts are ideal for weekend camping and fishing trips, small boat tender duties or just for messing about on the water. You can inflate or pack it away in minutes using the standard high-speed air pump, while the lightweight slatted floor simply rolls up – and your YAM is easily stowable in a boat locker, car trunk or even a cupboard at home.

Use the strong aluminium oars, with their easy-stow tube clips and sturdy rowlocks – or fit a Yamaha outboard. Either way, you'll be delighted with one of these stylish little runabouts.




### Perfect partners

Yamaha outboards are renowned for their turnkey reliability and YAM inflatables are designed to be the perfect match, from the unique underwater profile to the optimised angle and height of the transom. With a huge range of Yamaha outboards to choose from, it's easy to find the perfect combination of engine and inflatable.



### Built to last

For maximum strength and good looks, all YAM inflatables are constructed using the latest generation PVC material, with all seams and joints glue-bonded for optimum watertightness and safety. The result is a smart, clean exterior surface that is highly resistant to abrasion, salt water and sunlight.



### Built to take the pressure

A cleverly designed air baffle system is incorporated into the hull tubes of all YAM inflatables. This not only helps to keep the individual chambers completely sealed for safety, it also helps maintain and equalise air pressure throughout the tube. Amongst other things, this also allows your boat to absorb minor impacts without major problems.



### Built to take care of you

In addition to safety features like strong, secure grab-handles, seat patches, D-rings, lifting eyes and other fittings, comfort is also a top priority. Our ingenious high-quality air valve is a good example – exceptionally reliable and airtight, it's easy to operate and is flush with the surface of the tube, preventing snagging or discomfort.

Three truly Sports-minded tenders





## YAM 310STi // 275STi// 240STi



Why not get out on the water with a YAM STi, where your fun will come with a little added comfort? This is mainly thanks to the double-wall inflatable floor, which is extra rigid and very comfy on the feet. An STi is, like every YAM model, super-simple to inflate, carry, use and store.


Top performance is assured – with even the smallest Yamaha outboard – and handling is remarkable, with excellent control and stability from the special inflatable keel and V-hull design.

Strong D-rings and lifelines are provided, as well as a secure, integral tankholder. The transom is reinforced with a special support section for a Yamaha outboard. All you have to do is enjoy.



### Perfect partners

Yamaha outboards are renowned for their turnkey reliability and YAM inflatables are designed to be the perfect match, from the unique underwater profile to the optimised angle and height of the transom. With a huge range of Yamaha outboards to choose from, it's easy to find the perfect combination of engine and inflatable.



### Built to last

For maximum strength and good looks, all YAM inflatables are constructed using the latest generation PVC material, with all seams and joints glue-bonded for optimum watertightness and safety. The result is a smart, clean exterior surface that is highly resistant to abrasion, salt water and sunlight.



### Built to take the pressure

A cleverly designed air baffle system is incorporated into the hull tubes of all YAM inflatables. This not only helps to keep the individual chambers completely sealed for safety, it also helps maintain and equalise air pressure throughout the tube. Amongst other things, this also allows your boat to absorb minor impacts without major problems.



### Built to take care of you

In addition to safety features like strong, secure grab-handles, seat patches, D-rings, lifting eyes and other fittings, comfort is also a top priority. Our ingenious high-quality air valve is a good example – exceptionally reliable and airtight, it's easy to operate and is flush with the surface of the tube, preventing snagging or discomfort.

**A great way to have  
fun on the water**



# YAM 380S/340S/310S/275S/240S



For maximum fun afloat, there's nothing like a YAM SPORT. Ideal for camping trips, water sports, family holidays, lake cruises or just exploring the coastline.


Because these tough, sporty inflatables are also smart and stylish, they're a great choice as the tender to a larger boat, whether sailing yacht or power cruiser. From the smallest 240S up to the highly capable 380S, these boats handle easily and are designed for more serious work too.

So if you're looking for a boat that's easy to manoeuvre and will tackle family adventures with ease – towing donuts and other toys – yet be equally at home as a stable fishing, diving or work boat, then a YAM Sport is made for you.




## Perfect partners

Yamaha outboards are renowned for their turnkey reliability and YAM inflatables are designed to be the perfect match, from the unique underwater profile to the optimised angle and height of the transom. With a huge range of Yamaha outboards to choose from, it's easy to find the perfect combination of engine and inflatable.



## Built to last

For maximum strength and good looks, all YAM inflatables are constructed using the latest generation PVC material, with all seams and joints glue-bonded for optimum watertightness and safety. The result is a smart, clean exterior surface that is highly resistant to abrasion, salt water and sunlight.



## Built to take the pressure

A cleverly designed air baffle system is incorporated into the hull tubes of all YAM inflatables. This not only helps to keep the individual chambers completely sealed for safety, it also helps maintain and equalise air pressure throughout the tube. Amongst other things, this also allows your boat to absorb minor impacts without major problems.




## Built to take care of you

In addition to safety features like strong, secure grab-handles, seat patches, D-rings, lifting eyes and other fittings, comfort is also a top priority. Our ingenious high-quality air valve is a good example – exceptionally reliable and airtight, it's easy to operate and is flush with the surface of the tube, preventing snagging or discomfort.

# Specifications

	YAM230B	240T	220T	310STI	275STI	240STI
<b>Inflatable Specifications</b>						
Overall length	2.25 m	2.40 m	2.18 m	3.06 m	2.72 m	2.40 m
Beam	1.31 m	1.43 m	1.37 m	1.58 m	1.58 m	1.47 m
Max. Persons	2 (adults + child)	3	2 + 1 (adults + child)	4	3 + 1 (adults + child)	3
Max Engine Power	2.9 kW / 4 hp (Recommended by Yamaha)	2.9 kW / 4 hp (Recommended by Yamaha)	2.9 kW / 4 hp (Recommended by Yamaha)	7.3 kW / 9.9 hp (Recommended by Yamaha)	7.3 kW / 9.9 hp (Recommended by Yamaha)	2.9 kW / 4 hp (Recommended by Yamaha)
No of air chambers	3	2	2	3 + 2	3 + 2	2 + 2
Stowed Dimensions	102 cm x 58 cm x 29 cm	105 cm x 57 cm x 30 cm	100 cm x 57 cm x 25 cm	112 cm x 58 cm x 32 cm	112 cm x 58 cm x 32 cm	112 cm x 58 cm x 32 cm
Floor material/type	Wood slats	Wood slats	Wood slats	V-inflatable	V-inflatable	V-inflatable
Weight without carton	27.5 kg	28.8 kg	26.4 kg	46.6 kg	41.9 kg	35.2 kg
Hull weight	21.1 kg	21 kg	19 kg	36.8 kg	32.5 kg	25.5
Max load capacity	270 kg	350 kg	280 kg	600 kg	500 kg	400 kg
Max Tube Diameter	35 cm	39 cm	36 cm	44 cm	44 cm	41 cm
Shaft Length	Short	Short	Short	Short	Short	Short
<b>Suitable for</b>						
Stowable tender	Yes	Yes	Yes	Yes	Yes	Yes
Camping and fishing	-	-	-	Yes	Yes	-
Family runabout	-	-	-	Yes	-	-
Water sports	-	-	-	-	-	-
Scuba diving	-	-	-	-	-	-



# Specifications

	380S	340S	310S	275S	240S
--	------	------	------	------	------

## Inflatable Specifications

Overall length	3.80 m	3.36 m	3.06 m	2.72 m	2.40 m
Beam	1.74 m	1.74 m	1.58 m	1.58 m	1.47 m
Max. Persons	6 + 1 (adults + child)	5 + 1 (adults + child)	4	3 + 1 (adults + child)	3
Max Engine Power	14.7 kW / 20 hp (Recommended by Yamaha)	14.7 kW / 20 hp (Recommended by Yamaha)	7.3 kW / 9.9 hp (Recommended by Yamaha)	7.3 kW / 9.9 hp (Recommended by Yamaha)	2.9 kW / 4 hp (Recommended by Yamaha)
No of air chambers	3 + 1	3 + 1	3 + 1	3 + 1	2 + 1
Stowed Dimensions	125 cm x 58 cm x 35 cm	125 cm x 58 cm x 35 cm	112 cm x 58 cm x 32 cm	110 cm x 57 cm x 30 cm	112 cm x 60 cm x 41 cm
Floor material/type	Aluminium	Aluminium	Aluminium	Wood panels	Wood panels
Weight without carton	80.0 kg	73.1 kg	64.2 kg	55.4 kg	40.4 kg
Hull weight	68.5 kg	58.5 kg	51.5 kg	48.6 kg	36.3 kg
Max load capacity	850 kg	750 kg	600 kg	500 kg	380 kg
Max Tube Diameter	47 cm	47 cm	44 cm	44 cm	41 cm
Shaft Length	Short	Short	Short	Short	Short

## Suitable for

Stowable tender	N/A	-	Yes	Yes	Yes
Camping and fishing	Yes	Yes	Yes	Yes	-
Family runabout	Yes	Yes	Yes	-	-
Water sports	Yes	Yes	-	-	-
Scuba diving	Yes	-	-	-	-



**YAM**  **230B**



YAMAHA

POWERED BY  
YAMAHA



Dealer

[www.yamaha-marine.eu](http://www.yamaha-marine.eu)



Yamaha Motor Europe N.V.

P.O. Box 75033  
1117 ZN Schiphol  
Koolhovenlaan 101  
1119 NC Schiphol-Rijk  
The Netherlands  
Tel.: +31 (0)20 654 6000

**Disclaimer**

All information in this catalogue is given for general guidance only and is subject to change without prior notice. Photographs may show boats being driven by professionals and are not to be taken as a recommendation or endorsement of any product. Yamaha Motor Europe N.V. is not responsible for any damage or injury caused by the use of any product. Always wear your seat belt and follow the recommended safety procedures. Always wear the recommended personal floatation device and safety equipment when boating. YAMAHA is a Registered Trade Mark of Yamaha Motor Europe NV



For outboard engines we highly recommend

